

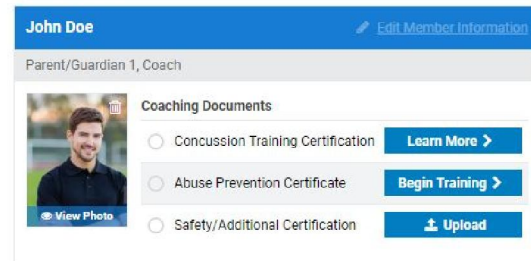
that confirmation email.

OPTION 2: SafeSport via Member Account

1. Log in to the coach's member account or return to member account home if already logged in.
2. Click the "Begin Training" button next to Abuse Prevention Certificate to open the SafeSport landing page.

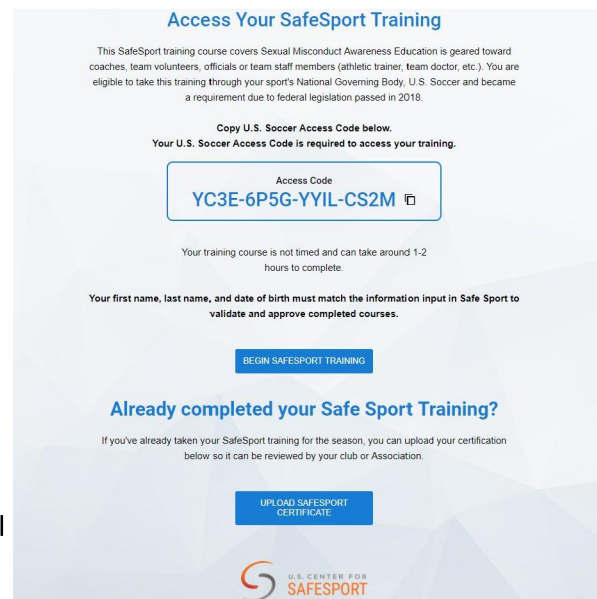
NOTE: If you're using the older "List" view in the member account, click the blue SafeSport "Life Preserver" icon next to the coach's name to open the SafeSport landing page for the selected member.

Member Profiles



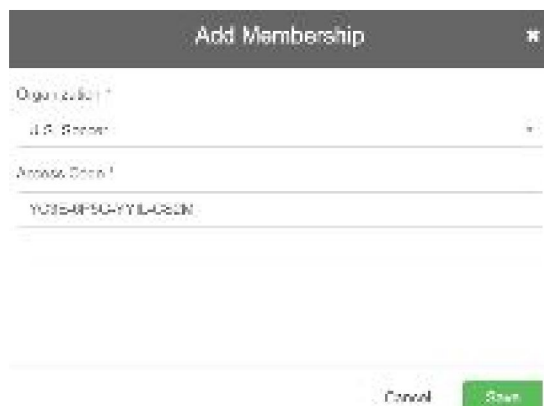
BEGIN SAFESPORT TRAINING OR UPLOAD EXISTING CERTIFICATE

1. You will be directed to the SafeSport landing page.
2. **Haven't completed the Safe Sport training yet?**
 - a. If you have not completed the SafeSport Training, select the "BEGIN SAFESPORT TRAINING" button to navigate to the SafeSport training module for the appropriate Association.
 - b. When you select "BEGIN SAFESPORT TRAINING", you will be redirected to SafeSport's website.



IMPORTANT: This button must be clicked so Connect knows to listen to Safe Sport for when you complete your Safe Sport online training.

Just because you register and complete the Safe Sport training does **NOT** mean you are auto-approved in the system.



Clicking this button and following the login steps below is how your registration in Connect gets tied to your Safe Sport account.

- c. The “U.S. Soccer” organization and the Access Code should automatically populate in the Add Membership box.

NOTE: If it does not, select U.S. Soccer in the Organization dropdown and paste the access code, then click “Save”.

- d. Input your first name, last name, email and create a password.


IMPORTANT: Your first name, last name, date of birth, gender, AND email must match the information input in Safe Sport to validate and approve completed courses. If you have already created a SafeSport account, it will notify you that an account already exists and prompt you to log in.

- e. Continue through the steps to certify membership and complete the creation of an account with SafeSport.

After saving the information, SafeSport ASO will send an email to verify the account, you can then log back in and begin the training.

- f. When you log back into your account, you will find the SafeSport Trained course.

- g. Upon successful completion of the SafeSport Certification module on the SafeSport website, coaches will be auto-approved in Connect.



A “green dot” representing the approval status will be displayed in Club & League Connect and Association Connect.

IMPORTANT: The coach must complete the full Safe Sport module to be auto-approved and receive their Safe Sport Certified Master Certificate.

IMPORTANT: You must FIRST click the “Begin Safe Sport Training” button in Connect and THEN complete your Safe Sport online training.

If the course was completed before clicking that button, Safe Sport will not tell Connect that you have completed the course. Safe Sport ONLY sends the “success” message to Connect at the time the course is completed. There is no “retroactive” communication at this time.